

**nest.**

**Styling Toolkit**



# Styling Toolkit

Our team of stylists bring together the principles behind well-considered interiors, refined through years of hands-on design experience. Clear, practical guidance to help you create spaces that feel balanced, functional and beautifully resolved.

## Contents

Frequently asked questions	4
The practical side of great interiors	13
Styling your sofa	14
The Muuto perspective: Colour	18
The foundations of good styling	20
Styling principles we stand by	22
Interior styling service	24
Find your style	32
A simple refresh checklist	40
In store help & guidance	42
Visit our showroom	44

# Frequently asked questions

From years of tailored interior consultations, our stylists share the questions that come up time and time again – along with their expert insight.

Looking to work with our team on styling a space within your home? Discover more and book your complimentary consultation [↗](#)



## "Can I mix materials?"

Our answer: Not only can you – you should. Mixing materials is what gives an interior depth and authenticity. Combining wood, marble, metal, and textiles introduces contrast and texture pairing soft with hard, matt with polished – to create a layered, inviting space.



### NEST LOVES

A moodboard is a great tool to refine this. It allows you to test combinations and balance proportions so no single material overwhelms the scheme.



If the lighting is primarily decorative, an odd number can feel more relaxed. However, a well-proportioned pair of pendants will always look better than forcing three into a space that doesn't suit them.

**"Should I choose two or three lights above my kitchen island?"**

Our answer: While odd numbers are often favoured in interior design, there isn't a strict rule here. Instead, base your decision on:

- The length of the island
- The scale of the pendants





#### NEST LOVES

This is something we often showcase in the showroom – it's a great way to bring together multiple designs you love while keeping the space cohesive and functional.



**"I can't choose just one dining chair style. Can I combine styles?"**

**Our answer: Absolutely.**

**Mixing dining chairs is a great way to create a more relaxed, curated look.**

**The key is consistency within contrast:**

- **Keep a common thread (colour, material)**
- **Vary the shape or silhouette for interest**

**"How high should I suspend a light above my dining table?"**

**Our answer: The ideal height is 75 - 90 cm above the tabletop.**




**This creates a warm, intimate pool of light while maintaining clear sightlines across the table. With higher ceilings or larger statement pendants, you can push slightly higher within this range.**

### **The practical side of great interiors**

**Lighting layers.** Table lamps should sit around eye level when seated (typically 60–75cm overall height). Floor lamps should clear head height and sit just behind or beside seating for balanced light.

**Rugs.** Allow at least 20–30cm of rug beyond the edges of your furniture. In living spaces, aim for front legs on the rug as a minimum to properly anchor the layout.

**Counter spacing.** You should always allow 25–30 cm between the seat and the underside of the counter for comfortable seating.



### **"How do I choose the right height bar or counter stool?"**

**Our answer: It all comes down to the height of your surface**

Up to 90 cm (counter height) → choose a 65 cm seat height stool

Above 90 cm (bar height) → opt for a 75 cm seat height stool

## Styling your sofa

**Cushions.** Work in odd numbers and vary scale. Combine structured cushions with softer, more relaxed shapes.


**Throws.** Let them feel natural rather than placed. A simple drape is often enough.

**Balance.** Avoid symmetry that feels forced. A slightly informal arrangement feels more lived-in and inviting.

**Colour.** Build from a neutral base, then introduce subtle contrast through texture.



**Your sofa sets the tone for the room.** Styling it well is less about perfection, and more about ease.



**"My sofa doesn't feel finished - what can I try?"**  
Our answer: It usually needs layering - cushions, a throw, and something nearby that adds warmth, such as a rug or soft lighting.

**"I don't know which colours work together."**


**Our answer: Start with one grounding tone and build softly around it. Neutrals rarely clash when layered thoughtfully.**



Scandinavian brand **Muuto** is renowned for its distinctive approach to colour, thoughtfully combining tones across its interior collections. Discover more in our interview with Muuto's Design Manager, Silke Foged [↗](#)

**Looking to work with our team on styling a space within your home? Discover more and book your complimentary consultation [↗](#)**





# The Muuto perspective: Colour

## Talking colour with Silke Foged

Within the design world, if there's one brand which knows about colour, it's Muuto. We caught up with Muuto's Design Manager, Silke Foged, to see if she could share her expertise.

### How can colour impact the ways which we experience our surroundings?

"In our everyday life we see colours and we remember — things, feelings, moods. I believe that colours can have a huge impact on how we feel, whether it is a sense of calm, energy, or joy. This goes for colours that are more subtle too, not only the bold or loud."

### From bright to dark, vibrant to subtle – where should you begin when choosing colours for your interiors?

"I think the best way to start is to refrain from choosing a very specific direction, dark home, colourful home, etc. My recommendation would be to instead fall in love with an object, and to go with one of the beautiful, more interesting colours it comes in. Move it around and play with it in your home. By getting to know it, you start seeing what a great colour combination might look like. Then you can allow yourself to be more playful, adding more and more pieces."

### Are there any rules that should be followed when mixing and matching colours in a space?

"Generally, I think you should create your own rules. It is your home, and you should feel at home in it. One good piece of advice is that colours can only shine if you give them room to do so. This can manifest itself in a space in the form of a great colour combination, or by keeping subtler tones on some surfaces or products in order for others to pop."

### Are there any colour combinations you think work particularly well?

"There are a lot of combinations I find beautiful. In general, I like when you combine bolder colours with more subtle colours or vice versa, letting each one of them have some space to truly shine. If you want to combine lots of colours you shouldn't use them in their purest form, but rather break them slightly in order for them to be able to work together, to converse."

[Read the full interview ↗](#)

# The foundations of good styling

A well-balanced space often comes down to a few simple principles:

- Start with how you live, not just how it looks. Let function guide the layout before anything else.
- Create a focal point. In most living spaces, this is your sofa. Let everything else support it, not compete with it. Layer, don't overload.
- Mix texture and tone rather than relying on pattern alone.
- Leave space to breathe. Restraint is what gives a room its calm.
- Choose pieces with longevity. Good design doesn't need replacing - it evolves with you.



# Styling principles we stand by

We spoke to Nest Interior Stylist, Ashlee, about the design principles that underpin every project.



## Every room benefits from one "hero" element

A bold pendant, a sculptural chair, a standout artwork. Something that draws your eye and brings joy daily. If it's a furniture piece, ensure it balances style, comfort, and function – it should look beautiful, but also work hard in the space.

## Lighting temperature matters

Aim for 2700K warm white in living and dining areas. Avoid cooler temperatures (4000K+) unless used for task lighting, as they can feel clinical. Warm lighting instantly creates a softer, more inviting atmosphere.

Book your complimentary consultation with Ashlee ↗

## Multifunctional matters

As spaces become more compact, furniture should work harder, offering flexibility without adding clutter.

A well-chosen, versatile piece allows your space to adapt effortlessly. Thoughtful pieces like this make a home feel both practical and beautifully resolved.

Take a generously sized ottoman:

Style it with a tray → coffee table  
Leave it clear → additional seating  
Use it to unwind → everyday comfort

## The power of restraint

When styling a space, remember that not every surface needs to be filled. Using negative space you can highlight key pieces and create a calmer, more considered environment.

At the same time, don't be afraid to introduce colour and personality. Your home should reflect you – your memories, your experiences, and what brings you joy. The most successful spaces are those that feel authentic and balanced.



# Interior Styling Service


“ From start to finish it was a great experience. We would highly recommend using Nest’s styling service if you’re looking for knowledgeable staff to help you. ”

## The extra help you might need

Thoughtful spaces.  
Expertly styled.

From early ideas through to final placement, our styling service is designed to help you at every stage of your interiors journey.

Create a home that feels beautifully considered and completely yours.



Looking to work with our team on styling a space within your home?

**Discover more and book your complimentary consultation [↗](#)**

## How it works

Begin by sharing your space, your ideas and what you'd like to achieve. We'll pair you with a dedicated stylist who will guide you through every stage of the process.

Working closely with you, they'll help unlock the full potential of your home – whether you're refining a single room or shaping a complete scheme. They'll give tailored advice and recommendations that reflect how you live – from layout and lighting to furniture and flow. What materials to choose, what colours compliment, and those all important finishing touches.

Whether you choose a virtual or in-store consultation at our Park Hill showroom, our approach is flexible, collaborative and tailored to you – giving you clarity, confidence and a home that comes together beautifully.

**Discover more and book your complimentary consultation** [↗](#)





## Our styling tiers

### Tier 2 — Personalised Interior Styling & Specification

In-store or Virtual | A relaxed, complimentary one-to-one session.

- 30 minute one-to-one consultation
- Personalised furniture and lighting recommendations
- Personalised layout advice
- Inspiration / concept boards based on your budget and lifestyle
- Fabric and finish guidance (samples included)
- Styling advice to incorporate existing and new pieces

**You'll leave with a clear, cohesive plan.**

### Tier 3 — Full Interior Styling & Project Management – £250 per room

A fully supported, start-to-finish styling experience.

Includes everything in Tiers 2, plus:

- Full room layout CAD drawings with chosen products
- Bespoke pricing and tailored specifications, custom designs included
- 20% discount redeemable on orders above £2.5k
- Project coordination and order management
- Delivery scheduling and logistics support
- Follow-up guidance and local home visits
- Final placement and styling support
- In-home photoshoot opportunity to be featured on the Nest Journal

**This is for clients who want it handled - beautifully**



**Discover more and book your complimentary consultation ↗**



**"Nest listened to our preferences and requirements for lighting, seating and dining every step of the way, taking into account how the space would be used and provided us with advice and an excellent choice of products"**

Nest Customer



# Find your style

**Before you choose pieces or rearrange a room, it helps to understand the feeling you're drawn to. Most homes naturally sit within a blend of styles, but one usually leads the way.**

There's no need to choose perfectly – just notice what feels most natural to you.

**Modern minimal**  
Think: Clean lines, restrained palettes, considered negative space.



**Scandinavian calm**  
Think: Soft tones, natural textures,  
uncluttered spaces, light wood  
finishes.

Danish brands including **Carl Hansen**, **Ferm Living**, **NORR11** and **Audo Copenhagen** are rooted in the neutral palette of Scandinavian design – where uncluttered interiors, natural materials and a quiet focus on form and function define each piece.

## Classic comfort

Think: Timeless shapes, inviting textures, familiar and grounding forms.



**Warm contemporary**  
Think: Layered neutrals, tactile fabrics,  
gentle contrast, lived-in comfort.

Combining designs from brands  
brings together contrasting  
design languages. This example  
blends **Vitra's** Swiss precision with  
the Finnish warmth of **Artek** to  
create a space that feels relaxed,  
layered and comfortably lived-in.

# A simple refresh checklist

## Clear what you no longer need

- De-clutter and focus the space

## Reposition furniture for flow

- Define spaces and open areas up

## Introduce one grounding textile

- A rug, a throw or cushion

## Add layered lighting at different heights

- For ambience and definition

Small changes are often enough to shift the feel of a space entirely.

When you're ready to take the next step, we're here to help you at every stage of your styling journey [↗](#)





Consultations in-store

# In-store help & guidance

**Located at Park Hill in Sheffield, the Nest showroom is your design destination in the North.**

We offer considered, one-to-one support in store to help you shape your space with confidence.

From styling direction to spatial advice and product pairing, our team can help you make informed decisions that feel right for your home.

**Discover more and book your complimentary consultation [↗](#)**

### How to find us

It's only a short 5-minute walk from the nearest tram stop or from Sheffield train station to the Nest Showroom and Park Hill Flats.

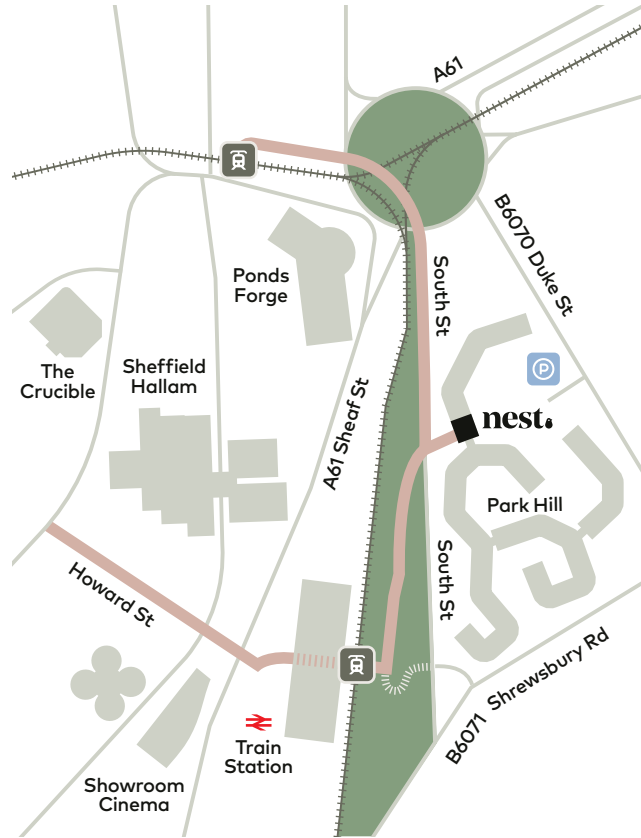
For visitors travelling by car there is limited free parking on South Street. Alternatively, there is on-site pay and display car park to the rear of the building at 105 Duke Street, Sheffield S2 5QL.

### Nest Showroom

The Scottish Queen  
21-24 South Street  
Park Hill, Sheffield  
S2 5QX  
United Kingdom

### Opening times

Monday to Saturday  
10am to 4pm  
Closed Sundays and  
Bank Holidays



### How to find us

Only a short 5-minute walk from the nearest tram stop and train station to the Nest Showroom and Park Hill Flats.

**Pedestrian Routes**



## We're here to help

Nest.co.uk is open 24/7 and our expert sales team are available 9am~5pm (GMT) Monday to Friday.

### Talk to us

+44 (0)114 243 3000

### Live chat

Our experts are on hand at [nest.co.uk](https://www.nest.co.uk)

### Email

[info@nest.co.uk](mailto:info@nest.co.uk)

### Visit our showroom

Nest @ Park Hill  
The Scottish Queen  
21-24 South Street  
Park Hill, Sheffield  
S2 5QX  
United Kingdom

### Inside inspiration

Sign up for our emails and enjoy hearing about all things design. [nest.co.uk/newsletter](https://www.nest.co.uk/newsletter)

# nest.

CONTRACTS

## Hospitality Commercial Residential

Furniture consultants for hospitality, commercial and residential spaces.

With the worlds best brands under one roof and a choice of 50,000 products from over 100 leading international interior design brands.

Nest Contracts supply premium design with quality guaranteed. With over 23 years of experience, our industry specialists are on hand to help you complete your next interior design project.

To discover our ever expanding commercial collection and competitive trade pricing, visit the Nest Contracts portal at [contracts.nest.co.uk](https://contracts.nest.co.uk)

**nest.**